


THT Odd Form Feeder to SMT Mounter



RTF-2002 Radial feeder



Advanges:

This feeder is adapted to 12.7/15.0 hole pitch standard taped vertical components at 24 volts Power supply, with programmable control circuit, stable work, strong strain capacity.

The use of Lessa stepper motor feeding, accurate positioning and quick response.


SMC/Koganai cylinder is used to drive 'Pin-Cutting Foot-Body Positioning (CCL)' at the same time Linkage mechanism, cylinder work at the same time to complete three actions, simple and efficient, easy to maintain.

The body generally adopts high-speed steel and aluminum alloy to ensure the stability of the fuselage, low loss and long life. At the same time, it matches the common SMD models on the market.




Deminsion(L*W*H)	680*76*140mm
power	24V DC
Control circuit	Programmable, can communicate with ASM
Component	Standard taping (12.7/15.0)
Cycle time	≤ 1 s

Feature:



The enlarged guide wheel (red on the left) adopts a center design, occupying the entire U-shaped arc surface, and drives the feeding and discharging at the same time to prevent the jamming of the material belt.

Separate operator panels facilitate manual adjustment and maintenance.




This feeder adds a pin clamping action before the foot cutting action. As shown in the left figure, the pink small cylinder first drives the red pinch piece to fix the pins, avoiding the jumping of the material caused by the orange foot cutting knife. / Pin section deformation and other issues.


At the moment when the foot cutting action is completed, the yellow positioning block also completes the positioning of the material body at the same time. At this time, the pink cylinder moves back to release the pins and waits for the machine to pick up the material.

Since the entire CCL mechanism adopts an integrated floating design, you only need to loosen the screw of the green adjustment block and adjust the height to adjust the length of the pin after cutting. It is simple and fast, and does not delay the time for changing the wire.

The handle and positioning strip (red above) are designed to fit with the standard SMD. The same quick installation and transfer, easy operation, fast line changeover.



ATF-1002 Axial Feeder



Advantage:

This feeder is adapted to 12.7/15.0 hole pitch standard taped vertical components at 24 volts Power supply, with programmable control circuit, stable work, strong strain capacity.

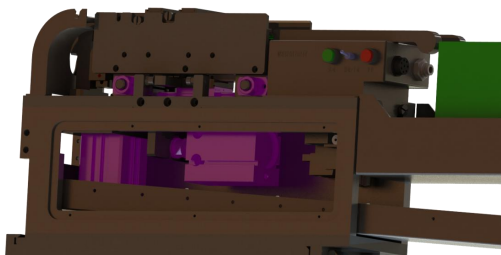
The use of Lessa stepper motor feeding, accurate positioning and quick response.

SMC/Koganai cylinder is used to drive 'Pin-Cutting Foot-Body Positioning (CCL)' at the same time. Linkage mechanism, cylinder work at the same time to complete three actions, simple and efficient, easy to maintain.

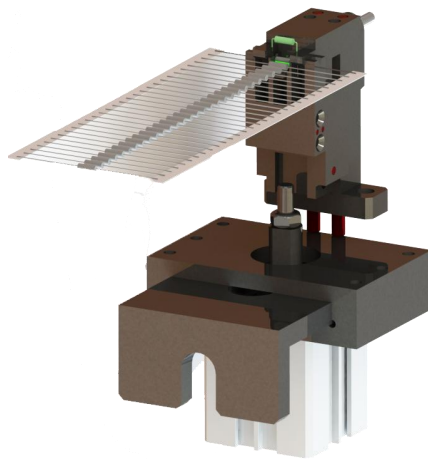
The body generally adopts high-speed steel and aluminum alloy to ensure the stability of the fuselage, low loss and long life. At the same time, it matches the common SMD models on the market.

Deminsion(L*W*H)	710*92*200mm
Power	24V DC
Control circuit	Programmable, can communicate with ASM
Components	Standrad taping
Cycle time	≤ 1 s
Pitch	5~15mm Adjustable


Feature:



The sports part adopts imported SMC cylinder and NSK bearing
 With linear guide (pink area above) to ensure material supply
 The action accuracy and good life of the device



The cylinder (gray and white above) is lifted up at one time: element cutting foot / bent foot forming & element
 Three actions of lifting into position, simple and efficient, easy to maintain.



Humanized design:

The ATF-1002 comes with a storage box and a waste belt discharge chute, which saves the space of the huge box/tray and makes the use more worry-free.

The operation panel is equipped with three buttons of 'start', 'self/manual' and 'reset' for easy calibration and maintenance

TF-1001D Tube Feeder



Advantage:


This model is a compact two-track feed, and the monorail model is TF-1001.

This feeder is suitable for **most** of the multi-pin components in the tube, 24 volts power supply, with programmable control circuit, stable work, strong strain capacity.

Each track is fed with one Leisa stepper motor, with precise steps and fast response
 Each track adopts 6 cylinders to drive the automatic loading of the material pipe / automatic positioning of the material pipe / automatic abandonment of the empty tube, which is simple and efficient, and up to 20 tubes of materials can be loaded at the same time per track to ensure the endurance.
 Each track has a direct vibration auxiliary feed (optional).


The body generally adopts high-speed steel and aluminum alloy to ensure the stability of the fuselage, low loss and long life.

At the same time, it matches the common SMD models on the market




Deminsion(L*W*H)	1460*80*1148mm
Power	24V DC
Control circuit	Programmable, can communicate with ASM
Component	Most tube materials
Cycle time	≤ 0.7s *2P
Optional touch screen for more functions	Optional direct vibration auxiliary feeding

Feature:



Dual-track output (yellow in the above picture):
Occupies 1.5 times the space of the single-rail model, and achieves twice the efficiency output, saving time and effort





High storage capacity (purple area above):
The maximum material storage capacity is 40 tubes, which effectively reduces the frequency of operator refilling and liberates labor



Convenient operation panel:
There is an independent operation panel at the rear (optional touch screen for more functions), which is convenient for calibration and maintenance

BF-2002D Vibration Feeder



Advantage:

This model is a compact double-layer vibrating plate feeding, with a total of four tracks, which can supply four kinds of materials at the same time.

This feeder is suitable for most bulk special-shaped components, 220 volt power supply, with programmable control circuit, stable operation and strong adaptability.

Tracks 1 & 2 are short tracks, share one direct vibration, short travel, and quick discharge.

No. 3 & 4 rails are long gauges, using two direct vibrations at the front and rear, with sufficient vibration sources and rapid discharge.


The body is generally made of high-speed steel and aluminum alloy to ensure the stability of the body, low loss, and long life.

At the same time, it matches the common SMT models in the market.

The overall width of the 4 rails of this model (the part extending into the machine table) is only 231mm.

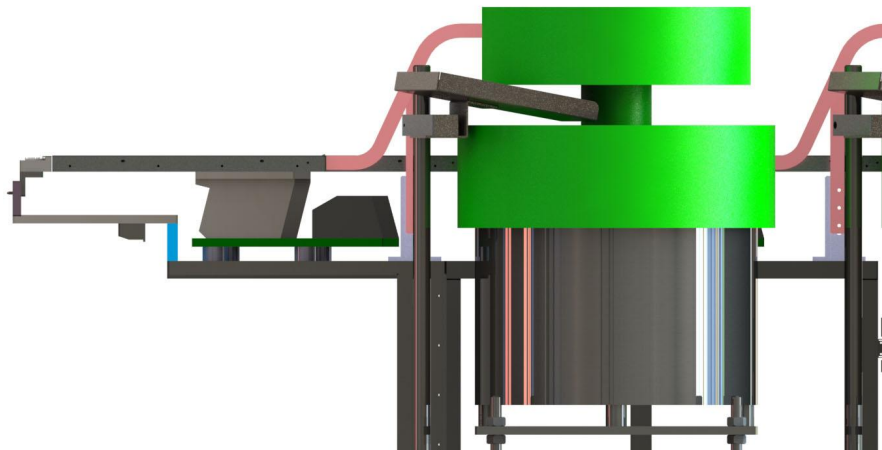
Deminsion(L*W*H)	1700*600*1200mm
Power	220V
Control Circuit	Programmable, can communicate with ASM
Component	Most bulk components
Cycle time	≤ 1s*4P
Width track	231mm

Feature:



Four-track output:

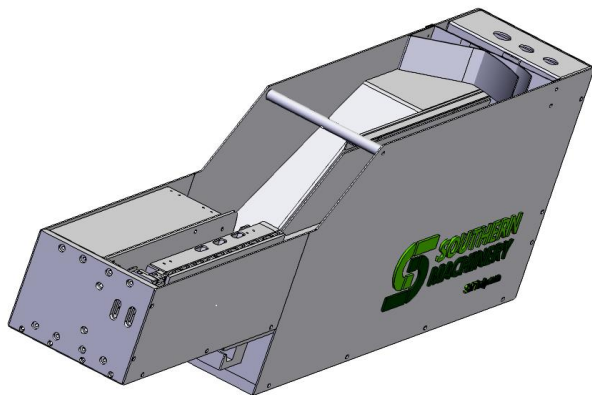

This model realizes 4 materials at the same time with a total width of 231mm. supply, greatly improving space utilization.



Vertical feeding:

Through the vertical feeding track (the S-shaped pink area in the above picture), the realization of double-layer feeding solves the problem of too many vibrating plates occupying the pedestrian passage.

S-MVF01 Bulk Feeder




Advantage:

Bluk feeders typically are custom made for one particular part and require a lot of space.

Our new flexible bulk Feeder is dramatically smaller than bowl feeders and can handle a range of part types.

Deminsion(L*W*H)	850*140*260mm
Power	220V
Control Circuit	Programmable
Component	Bulk component
Cycle time	≤ 1 s

Feature



Principle: Through the components selection track, NG components through the reflux
Belt return: The selected material is transported to the component level by direct vibration

- Bulk component can be selected and loaded through the belt feeder.
- It has small size, fast replacement and low noise.
- High versatility, can realize multi-pin lead component versatility.
- It can be equipped with any brand of placement machine to realize bulk component feeding.
- No encapsulation, no packaging costs.

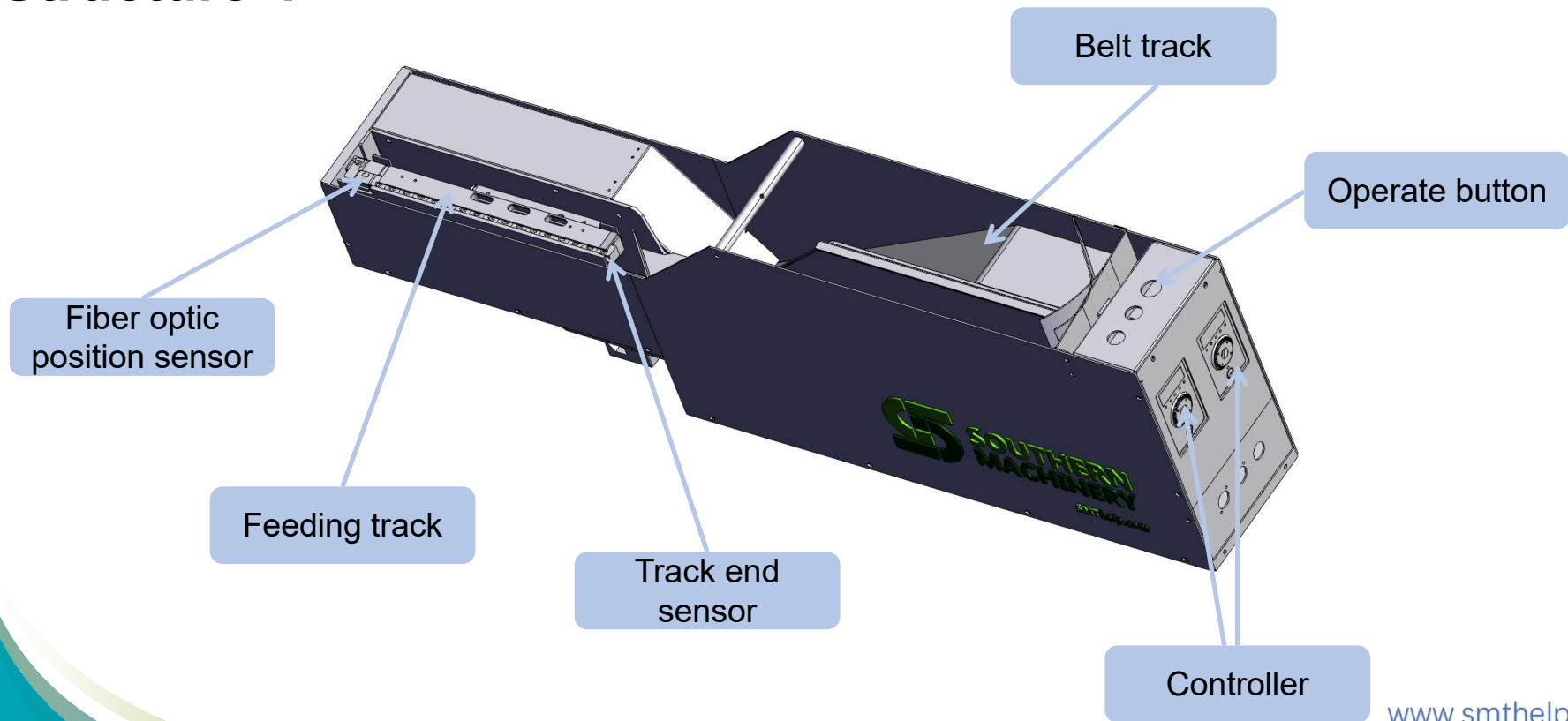
Technical parameter

Technical Parameter-1		
Deminsion	L*W*H	850*140*260mm
	Weight	12kg
Component	Type	Connector, Buzzer, Mesh port, Terminal post, Square capacitor
	Size	3*3*3-20*20*20mm
	Feature	Components have distinct characteristics that can be physically distinguished
	Not Match	Physical characteristics are not obvious to be directional The pins are easily deformed The length-to-height ratio is less than 1:1.2
Structure	Packaging	Bulk
	Feeding	Motor driven belt feeding + direct vibration feeding
	Positioning	Fiber optic induction + direct vibration delay
	Fixed	Positioning key + pressing block to support other fixed structures

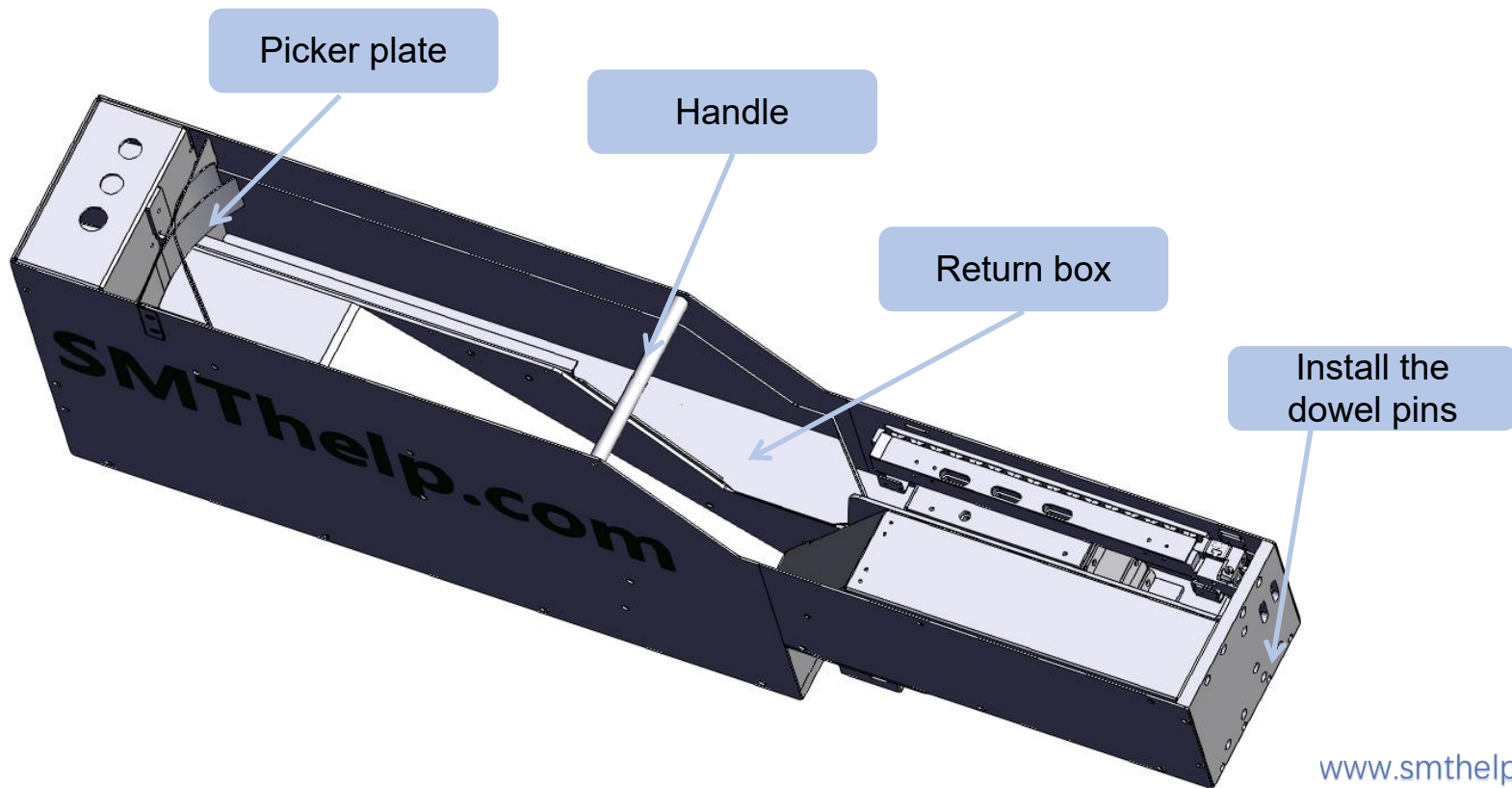
Technical parameter

Technical Parameter-2		
Electric	Voltage	220V/50HZ
	Average current/peak current	3A/6A
	Air	0.4-0.6Mpa
	Operate	Button operate
	Connect	8-pin ø16mm aviation plug
	Communicate	Support IO communication or no communication self-control
	Control	PLC
	Motor speed	500 r/min
Feeding	Feeding speed	1.5-2S
	Feeding channel	Single channel
	Speed adjust	Infinitely variable speed regulation
	Feeding accuracy	±1mm
Test record	Feeding test	Achieve 1000 times of continuous feeding without abnormality
	Aging test	Continuous operation for 48 hours without abnormalities

Structure-1



Structure-2



Please visit

www.smthelp.com

Find us more

<https://www.facebook.com/autoinsertion>

Know more our team

<https://cn.linkedin.com/in/smtsupplier>

Welcome to our factory in Shenzhen China

See more machine working video, please Youtube

[Auto Insertion](#)

Google

Auto+insertion, to get more informations

Looking forward to your email

info@smthelp.com